




Pair and connect to your phone

Enable Bluetooth on your smartphone or other device if it isn't already on.

Make sure the indicator above the  button on the speaker is blinking rapidly. (If it isn't, give a quick double press to the  button. The speaker gives an audio signal.)




Note: If you've previously paired a different Bluetooth device with this speaker, the speaker will automatically attempt to reconnect to that device when you switch the speaker on. If you want to pair to a new device, double-press the  button on the speaker—the speaker gives an audio signal.

Choose **AR Brighton** from the pairing options on your smartphone. (If it's not in the list, choose "Scan" from your phone's Bluetooth menu.)

The speaker gives an audio signal when it's finished pairing and connecting to your smartphone. The indicator light on the back of the speaker turns solid blue.

Note: The process of enabling Bluetooth and connecting varies from device to device. See your device's owners manual for more information and specific instructions.

Bluetooth Wireless Connection Tips

- Make sure the Bluetooth capability of your device is turned on.
- Make sure there's nothing plugged into the speaker's  jack when you're trying to use Bluetooth.
- The Bluetooth wireless connection works up to a range of roughly 33 feet (10 meters). This range may vary, however, based on other factors, such as room layout, wall material, obstacles, your device's Bluetooth performance, etc. If you're having problems connecting to the speaker, move closer to it.
- If your device asks you for a password to connect, use "0000".

If you're having trouble reconnecting, try the following solutions:

- Find the device named "AR Brighton" in the Bluetooth menu on your phone, and remove (or forget) this device. Then start the pairing process described in this section again to re-pair and connect.
- With the speaker on, press and hold the – and + buttons on the back of the speaker for 6 seconds until the speaker gives an audio signal and turns off. This resets the speaker. Then, remove "AR Brighton" from your phone's Bluetooth devices and repeat the pairing process.

[Click here to see the full manual](#)